

A. Obligation (in thousand Pesos)

Period Covered	Allotment	Obligated	Unobligated	Obligation Rate (%)
As of October 31	32,745	16,963	15,782	51.80%

SOURCES :

OF WHICH :

• National Greening Program	-	-	-	#DIV/0!
Grassroot Participatory Budgeting (GPB)	-	-	-	#DIV/0!
• Forest Protection	-	-	-	#DIV/0!
• Watershed Management	-	-	-	#DIV/0!
• Cadastral Survey	-	-	-	#DIV/0!
• Comprehensive Agrarian Reform Program (CARP)	-	-	-	#DIV/0!
• Establishment of Network of Protected Biodiversity Areas	-	-	-	#DIV/0!
• Operation Plan for Manila Bay Coastal Mgt.	-	-	-	#DIV/0!
• Settlement of Obligations for the non-power component of San Roque Multi -Purpose Project payable to PSALM	-	-	-	#DIV/0!
• Foreign Assisted Projects (FAPs)	-	-	-	#DIV/0!
• Clean Air Program (EMB)	-	-	-	#DIV/0!
• Clean Water Program (EMB)	-	-	-	#DIV/0!
• Solid Waste Management Program (EMB)	-	-	-	#DIV/0!
• Geohazard Mapping Programs (MGB)	2,378	1,316	1,062.00	0.553406224
• Provision of Mapping Services (NAMRIA)	-	-	-	#DIV/0!

B. NCA to Obligation (in thousand Pesos)

Period Covered	FY 2014 Appropriation	Obligated	NCA Releases	NCA to Obligation Ratio
As of November 19	30,292	16,963	#REF!	#REF!

SOURCES :

C. NCA Utilization (in thousand Pesos)




Period Covered	NCA Releases	NCA Utilized	Utilization Ratio (%)	Status of Utilization
As of 31, January	#REF!	#REF!	#REF!	
As of 28, February	#REF!	#REF!	#REF!	
As of 31, March	#REF!	#REF!	#REF!	
As of 30, April	#REF!	#REF!	#REF!	
As of 31, May	#REF!	#REF!	#REF!	
As of 30, June	#REF!	#REF!	#REF!	
As of 31, July	#REF!	#REF!	#REF!	
As of 31, August	#REF!	#REF!	#REF!	
As of 30, September	#REF!	#REF!	#REF!	
As of 31, October	#REF!	#REF!	#REF!	
As of 30, November	#REF!	#REF!	#REF!	
As of 31, December	#REF!	#REF!	#REF!	

Key Programs	Obligation	Disbursement	Utilization Ratio (%)
• National Greening Program	-	#REF!	#REF!
Grassroot Participatory Budgeting (GPB)	-	#REF!	#REF!
• Forest Protection	-	#REF!	#REF!
• Watershed Management	-	#REF!	#REF!
• Cadastral Survey	-	#REF!	#REF!
• Comprehensive Agrarian Reform Program (CARP)	-	#REF!	#REF!
• Establishment of Network of Protected Biodiversity Areas	-	#REF!	#REF!
• Operation Plan for Manila Bay Coastal Mgt.	-	#REF!	#REF!
• Settlement of Obligations for the non-power component of San Roque Multi -Purpose Project payable to PSALM	-	#REF!	#REF!
• Foreign Assisted Projects (FAPs)	-	#REF!	#REF!
• Clean Air Program (EMB)	-	#REF!	#REF!
• Clean Water Program (EMB)	-	#REF!	#REF!
• Solid Waste Management Program (EMB)	-	#REF!	#REF!
• Geohazard Mapping Programs (MGB)	1,316	#REF!	#REF!
• Provision of Mapping Services (NAMRIA)	-	#REF!	#REF!

I. BUDGET SUMMARY (in Php, thousand)

FY 2014 ADJUSTED APPROPRIATION as of November 12 (in thousand pesos)			30,731
1.	CONTINUING APPROPRIATION (CA)		-
	1.1	Allotment Releases in FY 2013	-
2.	CURRENT YEAR BUDGET		30,731
	2.1	Agency -Specific Budget	29,379
	2.1.1	Personnel Services (PS)	20,781
	2.1.2	Maintenance and Other Operating Expenses (MOOE)	8,598
	2.1.3	Capital Outlays (CO)	-
	2.2	Others	1,352
	2.2.1	Special Purpose Funds (SPF)	1,352
	2.2.2	Automatic Appropriations (AA)	-

III. DISBURSEMENT PERFORMANCE

TOTAL 2014 Appropriation	Php	30,292
 Total Disbursement as of November 12, 2014	Php	#REF!
 Total Unutilized Amount as of November 12, 2014	Php	#REF!
 Total Remaining Unreleased Appropriation	Php	(2,453)

Department of Environment and Natural Resources
Financial Monitoring Report
As of June 30, 2015
ALL FUNDS

(in Thousand Pesos)

REGION/BUREAU: Mines and Geosciences Bureau - Cordillera Administrative Region

I. EXPENDITURES

FUND SOURCE	FY 2015 APPRO. (Full Year)	ALLOTMENTS RECEIVED				OBLIGATIONS INCURRED				UTILIZATION RATE (in %)	REMARKS
		PS	MOOE	CO	TOTAL	PS	MOOE	CO	TOTAL		
As of June 30, 2015											
CURRENT YEAR	30,292	24,147	8,598	-	32,745	12,948	4,015	-	16,963	52%	
Agency Specific Budget-ABM	28,278	20,781	8,598	-	29,379	10,633	4,015	-	14,648	50%	
Comprehensive Agrarian Reform Program (CARP)					-				-		
Foreign Assisted Projects (FAPs)					-				-		
Special Purpose Fund (Other Releases)		1,352	-	-	1,352	1,352	-	-	1,352	100%	
PGF (Pension and Gratuity Fund)		42			42	42			42	100%	
Int'l. Commitment Fund (ICF)					-				-		
MPBF PEI		1,310			1,310	1,310			1,310	100%	
Automatic Appropriation		2,014	-	-	2,014	963	-	-	963	48%	
RLIP	2,014	2,014			2,014	963			963	48%	
Grants (171)					-				-		
Fund 401 - IPAF					-				-		
Fund 151 - WF					-				-		
Continuing Appropriations:										#DIV/0!	
Unobligated Allotments as of 12/31/2013					-				-		
Comprehensive Agrarian Reform Program (CARP)					-				-		
Foreign Assisted Projects (FAPs)					-				-		
Grants (171)					-				-		
Fund 401 - IPAF					-				-		
Fund 151 - WF					-				-		
Allotment Releases in 2014					-				-		#DIV/0!
TOTAL	30,292	24,147	8,598	-	32,745	12,948	4,015	-	16,963	52%	
OF WHICH:											
Key Programs/Projects											
TOTAL (Current & Continuing)											
● National Greening Program	-	-	-	-	-	-	-	-	-		
Grassroot Participatory Budgeting (GPB)	-	-	-	-	-	-	-	-	-		
● Forest Protection	-	-	-	-	-	-	-	-	-		
● Watershed Management	-	-	-	-	-	-	-	-	-		
● Cadastral Survey	-	-	-	-	-	-	-	-	-		
● Comprehensive Agrarian Reform Program (CARP)	-	-	-	-	-	-	-	-	-		
● Establishment of Network of Protected Biodiversity Areas	-	-	-	-	-	-	-	-	-		
● Operation Plan for Manila Bay Coastal Mgt.	-	-	-	-	-	-	-	-	-		
● Settlement of Obligations for the non-power component of San Roque Multi -Purpose Project payable to PSALM	-	-	-	-	-	-	-	-	-		
● Foreign Assisted Projects (FAPs)	-	-	-	-	-	-	-	-	-		
● Clean Air Program (EMB)	-	-	-	-	-	-	-	-	-		
● Clean Water Program (EMB)	-	-	-	-	-	-	-	-	-		
● Solid Waste Management Program (EMB)	-	-	-	-	-	-	-	-	-		
● Geohazard Mapping Programs (MGB)	1,878.00	-	2,378.00	-	2,378	-	1,316.00	-	1,316	0.553406224	
● Groundwater (MGB)	-	-	-	-	-	-	-	-	-		
● Provision of Mapping Services (NAMRIA)	-	-	-	-	-	-	-	-	-		
(Current Appropriations)											
● National Greening Program											
Grassroot Participatory Budgeting (GPB)											
● Forest Protection											
● Watershed Management											
● Cadastral Survey											
● Comprehensive Agrarian Reform Program (CARP)											
● Establishment of Network of Protected Biodiversity Areas											
● Operation Plan for Manila Bay Coastal Mgt.											
● Settlement of Obligations for the non-power component of San Roque Multi -Purpose Project payable to PSALM											
● Foreign Assisted Projects (FAPs)											
● Clean Air Program (EMB)											
● Clean Water Program (EMB)											
● Solid Waste Management Program (EMB)											
● Geohazard Mapping Programs (MGB)	1,878.00		2,378		2,378		1,316		1,316	0.553406224	
● Groundwater (MGB)											
● Provision of Mapping Services (NAMRIA)											
(Continuing Appropriations)											
● National Greening Program					-				-		
Grassroot Participatory Budgeting (GPB)					-				-		
● Forest Protection					-				-		
● Watershed Management					-				-		
● Cadastral Survey					-				-		
● Comprehensive Agrarian Reform Program (CARP)					-				-		
● Establishment of Network of Protected Biodiversity Areas					-				-		
● Operation Plan for Manila Bay Coastal Mgt.					-				-		
● Settlement of Obligations for the non-power component of San Roque Multi -Purpose Project payable to PSALM					-				-		
● Foreign Assisted Projects (FAPs)					-				-		
● Clean Air Program (EMB)					-				-		
● Clean Water Program (EMB)					-				-		
● Solid Waste Management Program (EMB)					-				-		
● Geohazard Mapping Programs (MGB)					-				-		
● Provision of Mapping Services (NAMRIA)					-				-		

Department of Environment and Natural Resources
Financial Monitoring Report - Disbursements
As of June 30, 2015

ALL FUNDS

(in Thousand Pesos)

REGION/BUREAU: MINES AND GEOSCIENCES BUREAU - CORDILLERA ADMINISTRATIVE REGION

I. EXPENDITURES

FUND SOURCE	FY 2015 CASH PROGRAM	MONTHLY DISBURSEMENT AUTHORITIES RECEIVED/ISSUED		MONTHLY ACTUAL DISBURSEMENTS		DISBURSEMENT RATE (%)	ACTUAL DISBURSEMENTS As of June 30, 2015				DISBURSEMENT RATE (%)
	FULL YEAR	June	As of June 30, 2015	June	Total		PS	MOOE	CO	TOTAL	
Notice of Cash Allocation (NCA) for:											
FY 2015 CURRENT YEAR	28,575	2,487	14,364	4,505	15,672	109%	11,813	3,859	-	15,672	109%
Agency Specific Budget-ABM	26,561	2,319	13,356	4,505	15,508	116%	9,498	3,859	-	13,357	100%
Regular - Fund 101	26,561	2,319	13,356	4,505	15,508	116%	9,498	3,859	-	13,357	100%
PS	19,439	1,456	9,887	1,781	9,498	96%	9,498			9,498	96%
MOOE	7,122	863	3,427	1,259	3,859	113%		3,859		3,859	113%
Comprehensive Agrarian Reform Program (CARP)			-		-	#DIV/0!				-	#DIV/0!
Special Purpose Fund (Other Releases)			-		-	#DIV/0!				-	#DIV/0!
Pension & Gratuity Fund			42		42	100%	42			42	100%
Int'l. Commitment Fund (ICF)			-		-	#DIV/0!				-	#DIV/0!
MPBF PBB and PEI		1,310	1,310	1,310	1,310	100%	1,310			1,310	100%
Automatic Appropriation - RLIP	2,014	168	1,008	155	963	96%	963			963	96%
Foreign Assisted Projects (FAPs) - Fund 102	-	-	-	-	-	#DIV/0!	-	-	-	-	#DIV/0!
Fund 102 - GOP	-	-	-	-	-	#DIV/0!	-	-	-	-	#DIV/0!
INREMP			-		-	#DIV/0!				-	#DIV/0!
FMP			-		-	#DIV/0!				-	#DIV/0!
CBFMMP			-		-	#DIV/0!				-	#DIV/0!
ICRMP			-		-	#DIV/0!				-	#DIV/0!
LAMP2			-		-	#DIV/0!				-	#DIV/0!
Fund 102 - LP	-	-	-	-	-	#DIV/0!	-	-	-	-	#DIV/0!
INREMP			-		-	#DIV/0!				-	#DIV/0!
FMP			-		-	#DIV/0!				-	#DIV/0!
CBFMMP			-		-	#DIV/0!				-	#DIV/0!
ICRMP			-		-	#DIV/0!				-	#DIV/0!
LAMP2			-		-	#DIV/0!				-	#DIV/0!
Fund 171 - Grants	-	-	-	-	-	#DIV/0!	-	-	-	-	#DIV/0!
ICRMP			-		-	#DIV/0!				-	#DIV/0!
PhiCCAP			-		-	#DIV/0!				-	#DIV/0!
PCEEP			-		-	#DIV/0!				-	#DIV/0!
CBFMMP			-		-	#DIV/0!				-	#DIV/0!
IPOP's			-		-	#DIV/0!				-	#DIV/0!

FUND SOURCE	FY 2015 CASH PROGRAM	MONTHLY DISBURSEMENT AUTHORITIES RECEIVED/ISSUED		MONTHLY ACTUAL DISBURSEMENTS		DISBURSEMENT RATE (%)	ACTUAL DISBURSEMENTS As of June 30, 2015				DISBURSEMENT RATE (%)
	FULL YEAR	June	As of June 30, 2015	June	Total		PS	MOOE	CO	TOTAL	
Fund 401 - IPAF			-		-	#DIV/0!				-	#DIV/0!
Fund 151 - WF			-		-	#DIV/0!			-	-	#DIV/0!
			-		-	#DIV/0!				-	#DIV/0!
FY 2013 Continuing Appropriations:	-	-	-	-	-	#DIV/0!	-	-	-	-	#DIV/0!
			-		-	#DIV/0!				-	#DIV/0!
Accounts Payable		-	-	-	-	#DIV/0!	-	-	-	-	#DIV/0!
Fund 101			-		-	#DIV/0!				-	#DIV/0!
			-		-	#DIV/0!				-	#DIV/0!
Fund 151			-		-	#DIV/0!		-	-	-	#DIV/0!
			-		-	#DIV/0!				-	#DIV/0!
Non-Cash Availment Authority			-		-	#DIV/0!				-	#DIV/0!
			-		-	#DIV/0!				-	#DIV/0!
			-		-	#DIV/0!				-	#DIV/0!
Tax Remittance - Total	1,717	147	833	212	1,260	151%	1,135	125	-	1,260	151%
Tax Remittance - Fund 101	1,717	147	833	212	1,260	151%	1,135	125	-	1,260	151%
Current Program	1,717	147	833	212	1,260	151%	1,135	125		1,260	151%
			-		-	#DIV/0!				-	#DIV/0!
Accounts Payable			-		-	#DIV/0!				-	#DIV/0!
			-		-	#DIV/0!				-	#DIV/0!
Continuing Appropriations			-		-	#DIV/0!		-	-	-	#DIV/0!
			-		-	#DIV/0!				-	#DIV/0!
Tax Remittance - Fund 102	-	-	-	-	-	#DIV/0!	-	-	-	-	#DIV/0!
Current Program			-		-	#DIV/0!				-	#DIV/0!
Accounts Payable			-		-	#DIV/0!				-	#DIV/0!
Continuing Appropriations			-		-	#DIV/0!				-	#DIV/0!
			-		-	#DIV/0!				-	#DIV/0!
GRAND TOTAL	30,292	2,634	15,197	4,717	16,932	111%	12,948	3,984	-	16,932	111%

Department of Environment and Natural Resources
Financial Monitoring Report - Disbursements of Key Programs / Projects
As of June 30, 2015

(in Thousand Pesos)

REGION/BUREAU: MINES AND GEOSCIENCES BUREAU - CORDILLERA ADMINISTRATIVA
I. EXPENDITURES

Key Programs/Projects	Actual Disbursements	CORDILLERA ADMINISTRATIVA		
		January	February	March
Current Appropriations				
▣ Geohazard Mapping Programs (MGB)	1,316.00	16	161	331
▣ Groundwater (MGB)				
FY 2015 Current Appropriations				
▣ Geohazard Mapping Programs (MGB)	1,316.00	16	161	331
▣ Groundwater (MGB)				
FY 2014 Continuing Appropriations				
▣ Geohazard Mapping Programs (MGB)	-			

ADMINISTRATIVE REGION

ADMINISTRATIVE REGION			
April	May	June	TOTAL
12	237	559	1,316
12	237	559	1,316
-			-