

**A. Obligation (in thousand Pesos)**

Period Covered	Allotment	Obligated	Unobligated	Obligation Rate (%)
<b>As of October 31</b>	<b>38,609</b>	<b>24,913</b>	<b>13,696</b>	<b>64.53%</b>

SOURCES :

OF WHICH :

• National Greening Program	-	-	-	#DIV/0!
Grassroot Participatory Budgeting (GPB)	-	-	-	#DIV/0!
• Forest Protection	-	-	-	#DIV/0!
• Watershed Management	-	-	-	#DIV/0!
• Cadastral Survey	-	-	-	#DIV/0!
• Comprehensive Agrarian Reform Program (CARP)	-	-	-	#DIV/0!
• Establishment of Network of Protected Biodiversity Areas	-	-	-	#DIV/0!
• Operation Plan for Manila Bay Coastal Mgt.	-	-	-	#DIV/0!
• Settlement of Obligations for the non-power component of San Roque Multi -Purpose Project payable to PSALM	-	-	-	#DIV/0!
• Foreign Assisted Projects (FAPs)	-	-	-	#DIV/0!
• Clean Air Program (EMB)	-	-	-	#DIV/0!
• Clean Water Program (EMB)	-	-	-	#DIV/0!
• Solid Waste Management Program (EMB)	-	-	-	#DIV/0!
• Geohazard Mapping Programs (MGB)	2,440	2,154	286.00	0.882786885
• Provision of Mapping Services (NAMRIA)	-	-	-	#DIV/0!

**B. NCA to Obligation (in thousand Pesos)**

Period Covered	FY 2014 Appropriation	Obligated	NCA Releases	NCA to Obligation Ratio
<b>As of November 19</b>	<b>30,292</b>	<b>24,913</b>	<b>#REF!</b>	<b>#REF!</b>

SOURCES :

**C. NCA Utilization (in thousand Pesos)**




Period Covered	NCA Releases	NCA Utilized	Utilization Ratio (%)	Status of Utilization
As of 31, January	#REF!	#REF!	#REF!	
As of 28, February	#REF!	#REF!	#REF!	
As of 31, March	#REF!	#REF!	#REF!	
As of 30, April	#REF!	#REF!	#REF!	
As of 31, May	#REF!	#REF!	#REF!	
As of 30, June	#REF!	#REF!	#REF!	
As of 31, July	#REF!	#REF!	#REF!	
As of 31, August	#REF!	#REF!	#REF!	
As of 30, September	#REF!	#REF!	#REF!	
As of 31, October	#REF!	#REF!	#REF!	
As of 30, November	#REF!	#REF!	#REF!	
As of 31, December	#REF!	#REF!	#REF!	

Key Programs	Obligation	Disbursement	Utilization Ratio (%)
• National Greening Program	-	#REF!	#REF!
Grassroot Participatory Budgeting (GPB)	-	#REF!	#REF!
• Forest Protection	-	#REF!	#REF!
• Watershed Management	-	#REF!	#REF!
• Cadastral Survey	-	#REF!	#REF!
• Comprehensive Agrarian Reform Program (CARP)	-	#REF!	#REF!
• Establishment of Network of Protected Biodiversity Areas	-	#REF!	#REF!
• Operation Plan for Manila Bay Coastal Mgt.	-	#REF!	#REF!
• Settlement of Obligations for the non-power component of San Roque Multi -Purpose Project payable to PSALM	-	#REF!	#REF!
• Foreign Assisted Projects (FAPs)	-	#REF!	#REF!
• Clean Air Program (EMB)	-	#REF!	#REF!
• Clean Water Program (EMB)	-	#REF!	#REF!
• Solid Waste Management Program (EMB)	-	#REF!	#REF!
• Geohazard Mapping Programs (MGB)	2,154	#REF!	#REF!
• Provision of Mapping Services (NAMRIA)	-	#REF!	#REF!

### I. BUDGET SUMMARY (in Php, thousand)

<b>FY 2014 ADJUSTED APPROPRIATION as of November 12 (in thousand pesos)</b>			<b>36,595</b>
1.	<b>CONTINUING APPROPRIATION (CA)</b>		-
	1.1	Allotment Releases in FY 2013	-
2.	<b>CURRENT YEAR BUDGET</b>		<b>36,595</b>
	2.1	Agency -Specific Budget	<b>35,081</b>
	2.1.1	Personnel Services (PS)	20,781
	2.1.2	Maintenance and Other Operating Expenses (MOOE)	9,300
	2.1.3	Capital Outlays (CO)	5,000
	2.2	<b>Others</b>	<b>1,514</b>
	2.2.1	Special Purpose Funds (SPF)	1,514
	2.2.2	Automatic Appropriations (AA)	-

### III. DISBURSEMENT PERFORMANCE

<b>TOTAL 2014 Appropriation</b>	Php	<b>30,292</b>
 Total Disbursement as of November 12, 2014	Php	<b>#REF!</b>
 Total Unutilized Amount as of November 12, 2014	Php	<b>#REF!</b>
 Total Remaining Unreleased Appropriation	Php	<b>(8,317)</b>

**Department of Environment and Natural Resources**  
**Financial Monitoring Report**  
**As of September 30, 2015**  
**ALL FUNDS**

(in Thousand Pesos)

REGION/BUREAU: Mines and Geosciences Bureau - Cordillera Administrative Region

**I. EXPENDITURES**

FUND SOURCE	FY 2015 APPRO. (Full Year)	ALLOTMENTS RECEIVED				OBLIGATIONS INCURRED				UTILIZATION RATE (in %)	REMARKS
		PS	MOOE	CO	TOTAL	PS	MOOE	CO	TOTAL		
As of September 30, 2015											
<b>CURRENT YEAR</b>	<b>30,292</b>	<b>24,309</b>	<b>9,300</b>	<b>5,000</b>	<b>38,609</b>	<b>17,941</b>	<b>6,898</b>	<b>-</b>	<b>24,913</b>	<b>65%</b>	
Agency Specific Budget-ABM	28,278	20,781	9,300	5,000	35,081	14,997	6,898	-	21,895	62%	
Comprehensive Agrarian Reform Program (CARP)					-				-		
Foreign Assisted Projects (FAPs)					-				-		
Special Purpose Fund (Other Releases)		1,514	-	-	1,514	1,514	-	-	1,514	100%	
PGF (Pension and Gratuity Fund)		204			204	204			204	100%	
Int'l. Commitment Fund (ICF)					-				-		
MPBF PEI		1,310			1,310	1,310			1,310	100%	
Automatic Appropriation		2,014	275	-	2,289	1,430	74	-	1,504	66%	
RLIP	2,014	2,014			2,014	1,430			1,430	71%	
Grants (171)					-				-		
Fund 401 - IPAF					-				-		
Fund 338 - Mineral Reservation			275		275		74		74		
					-				-		
<b>Continuing Appropriations:</b>										<b>#DIV/0!</b>	
Unobligated Allotments as of 12/31/2013					-				-		
Comprehensive Agrarian Reform Program (CARP)					-				-		
Foreign Assisted Projects (FAPs)					-				-		
Grants (171)					-				-		
Fund 401 - IPAF					-				-		
Fund 151 - WF					-				-		#DIV/0!
Allotment Releases in 2014					-				-		
<b>TOTAL</b>	<b>30,292</b>	<b>24,309</b>	<b>9,300</b>	<b>5,000</b>	<b>38,609</b>	<b>17,941</b>	<b>6,898</b>	<b>-</b>	<b>24,913</b>	<b>65%</b>	
<b>OF WHICH:</b>											
<b>Key Programs/Projects</b>											
<b>TOTAL (Current &amp; Continuing)</b>											
● National Greening Program	-	-	-	-	-	-	-	-	-		
Grassroot Participatory Budgeting (GPB)	-	-	-	-	-	-	-	-	-		
● Forest Protection	-	-	-	-	-	-	-	-	-		
● Watershed Management	-	-	-	-	-	-	-	-	-		
● Cadastral Survey	-	-	-	-	-	-	-	-	-		
● Comprehensive Agrarian Reform Program (CARP)	-	-	-	-	-	-	-	-	-		
● Establishment of Network of Protected Biodiversity Areas	-	-	-	-	-	-	-	-	-		
● Operation Plan for Manila Bay Coastal Mgt.	-	-	-	-	-	-	-	-	-		
● Settlement of Obligations for the non-power component of San Roque Multi -Purpose Project payable to PSALM	-	-	-	-	-	-	-	-	-		
● Foreign Assisted Projects (FAPs)	-	-	-	-	-	-	-	-	-		
● Clean Air Program (EMB)	-	-	-	-	-	-	-	-	-		
● Clean Water Program (EMB)	-	-	-	-	-	-	-	-	-		
● Solid Waste Management Program (EMB)	-	-	-	-	-	-	-	-	-		
● Geohazard Mapping Programs (MGB)	1,878.00	-	2,440.00	-	2,440	-	2,154.00	-	2,154	0.882786885	
● Groundwater (MGB)	-	-	-	-	-	-	-	-	-		
● Provision of Mapping Services (NAMRIA)	-	-	-	-	-	-	-	-	-		
<b>( Current Appropriations</b>											
● National Greening Program											
Grassroot Participatory Budgeting (GPB)											
● Forest Protection											
● Watershed Management											
● Cadastral Survey											
● Comprehensive Agrarian Reform Program (CARP)											
● Establishment of Network of Protected Biodiversity Areas											
● Operation Plan for Manila Bay Coastal Mgt.											
● Settlement of Obligations for the non-power component of San Roque Multi -Purpose Project payable to PSALM											
● Foreign Assisted Projects (FAPs)											
● Clean Air Program (EMB)											
● Clean Water Program (EMB)											
● Solid Waste Management Program (EMB)											
● Geohazard Mapping Programs (MGB)	1,878.00		2,440		2,440		2,154		2,154	0.882786885	
● Groundwater (MGB)											
● Provision of Mapping Services (NAMRIA)											
<b>( Continuing Appropriations</b>											
● National Greening Program					-				-		
Grassroot Participatory Budgeting (GPB)					-				-		
● Forest Protection					-				-		
● Watershed Management					-				-		
● Cadastral Survey					-				-		
● Comprehensive Agrarian Reform Program (CARP)					-				-		
● Establishment of Network of Protected Biodiversity Areas					-				-		
● Operation Plan for Manila Bay Coastal Mgt.					-				-		
● Settlement of Obligations for the non-power component of San Roque Multi -Purpose Project payable to PSALM					-				-		
● Foreign Assisted Projects (FAPs)					-				-		
● Clean Air Program (EMB)					-				-		
● Clean Water Program (EMB)					-				-		
● Solid Waste Management Program (EMB)					-				-		
● Geohazard Mapping Programs (MGB)					-				-		
● Groundwater (MGB)					-				-		
● Provision of Mapping Services (NAMRIA)					-				-		

Department of Environment and Natural Resources  
**Financial Monitoring Report - Disbursements**  
**As of September 30, 2015**  
**ALL FUNDS**

(in Thousand Pesos)

**REGION/BUREAU: MINES AND GEOSCIENCES BUREAU - CORDILLERA ADMINISTRATIVE REGION**

**I. EXPENDITURES**

FUND SOURCE	FY 2015 CASH PROGRAM	MONTHLY DISBURSEMENT AUTHORITIES RECEIVED/ISSUED		MONTHLY ACTUAL DISBURSEMENTS		DISBURSEMENT RATE (%)	ACTUAL DISBURSEMENTS As of September 30, 2015				DISBURSEMENT RATE (%)
	FULL YEAR	September	As of September 30, 2015	September	Total		PS	MOOE	CO	TOTAL	
Notice of Cash Allocation (NCA) for:											
<b>FY 2015 CURRENT YEAR</b>	<b>28,575</b>	2,563	20,948	3,233	22,279	106%	16,230	6,049	-	<b>22,279</b>	<b>106%</b>
<b>Agency Specific Budget-ABM</b>	26,561	2,395	19,436	3,233	21,641	111%	13,286	6,049	-	19,335	99%
Regular - Fund 101	26,561	2,395	19,436		18,408	95%	13,286	6,049	-	19,335	99%
PS	19,439	1,456	14,254	1,735	13,286	93%	13,286			13,286	93%
MOOE	7,122	939	4,978	1,343	6,049	122%		6,049		6,049	122%
Comprehensive Agrarian Reform Program (CARP)			-		-	#DIV/0!				-	#DIV/0!
Special Purpose Fund (Other Releases)			-		-	#DIV/0!				-	#DIV/0!
Pension & Gratuity Fund			204		204	100%	204			204	100%
Int'l. Commitment Fund (ICF)			-		-	#DIV/0!				-	#DIV/0!
MPBF PBB and PEI			1,310		1,310	100%	1,310			1,310	100%
Automatic Appropriation - RLIP	2,014	168	1,512	155	1,430	95%	1,430			1,430	95%
<b>Foreign Assisted Projects (FAPs) - Fund 102</b>	-	-	-	-	-	#DIV/0!	-	-	-	-	#DIV/0!
<b>Fund 102 - GOP</b>	-	-	-	-	-	#DIV/0!	-	-	-	-	#DIV/0!
INREMP			-		-	#DIV/0!				-	#DIV/0!
FMP			-		-	#DIV/0!				-	#DIV/0!
CBFMMP			-		-	#DIV/0!				-	#DIV/0!
ICRMP			-		-	#DIV/0!				-	#DIV/0!
LAMP2			-		-	#DIV/0!				-	#DIV/0!
<b>Fund 102 - LP</b>	-	-	-	-	-	#DIV/0!	-	-	-	-	#DIV/0!
INREMP			-		-	#DIV/0!				-	#DIV/0!
FMP			-		-	#DIV/0!				-	#DIV/0!
CBFMMP			-		-	#DIV/0!				-	#DIV/0!
ICRMP			-		-	#DIV/0!				-	#DIV/0!
LAMP2			-		-	#DIV/0!				-	#DIV/0!
<b>Fund 171 - Grants</b>	-	-	-	-	-	#DIV/0!	-	-	-	-	#DIV/0!
ICRMP			-		-	#DIV/0!				-	#DIV/0!
PhilCCAP			-		-	#DIV/0!				-	#DIV/0!
PCEEP			-		-	#DIV/0!				-	#DIV/0!
CBFMMP			-		-	#DIV/0!				-	#DIV/0!
IPOPs			-		-	#DIV/0!				-	#DIV/0!

FUND SOURCE	FY 2015 CASH PROGRAM	MONTHLY DISBURSEMENT AUTHORITIES RECEIVED/ISSUED		MONTHLY ACTUAL DISBURSEMENTS		DISBURSEMENT RATE (%)	ACTUAL DISBURSEMENTS As of September 30, 2015				DISBURSEMENT RATE (%)
	FULL YEAR	September	As of September 30, 2015	September	Total		PS	MOOE	CO	TOTAL	
Fund 401 - IPAF			-		-	#DIV/0!				-	#DIV/0!
Fund 151 - WF			-		-	#DIV/0!			-	-	#DIV/0!
			-		-	#DIV/0!				-	#DIV/0!
<b>FY 2013 Continuing Appropriations:</b>	-	-	-	-	-	#DIV/0!	-	-	-	-	#DIV/0!
			-		-	#DIV/0!				-	#DIV/0!
<b>Accounts Payable</b>		-	-	-	-	#DIV/0!	-	-	-	-	#DIV/0!
Fund 101			-		-	#DIV/0!				-	#DIV/0!
			-		-	#DIV/0!				-	#DIV/0!
			-		-	#DIV/0!				-	#DIV/0!
Fund 151			-		-	#DIV/0!		-	-	-	#DIV/0!
			-		-	#DIV/0!				-	#DIV/0!
			-		-	#DIV/0!				-	#DIV/0!
<b>Non-Cash Availment Authority</b>			-		-	#DIV/0!				-	#DIV/0!
			-		-	#DIV/0!				-	#DIV/0!
			-		-	#DIV/0!				-	#DIV/0!
<b>Tax Remittance - Total</b>	1,717	128	1,089	241	1,914	176%	1,711	203	-	1,914	176%
<b>Tax Remittance - Fund 101</b>	1,717	128	1,089	241	1,914	176%	1,711	203	-	1,914	176%
Current Program	1,717	128	1,089	241	1,914	176%	1,711	203		1,914	176%
			-		-	#DIV/0!				-	#DIV/0!
Accounts Payable			-		-	#DIV/0!				-	#DIV/0!
			-		-	#DIV/0!				-	#DIV/0!
Continuing Appropriations			-		-	#DIV/0!				-	#DIV/0!
			-		-	#DIV/0!				-	#DIV/0!
<b>Tax Remittance - Fund 102</b>	-	-	-	-	-	#DIV/0!	-	-	-	-	#DIV/0!
Current Program			-		-	#DIV/0!				-	#DIV/0!
Accounts Payable			-		-	#DIV/0!				-	#DIV/0!
Continuing Appropriations			-		-	#DIV/0!				-	#DIV/0!
			-		-	#DIV/0!				-	#DIV/0!
<b>GRAND TOTAL</b>	<b>30,292</b>	<b>2,691</b>	<b>22,037</b>	<b>3,474</b>	<b>24,193</b>	<b>110%</b>	<b>17,941</b>	<b>6,252</b>	<b>-</b>	<b>24,193</b>	<b>110%</b>

Department of Environment and Natural Resources  
**Financial Monitoring Report - Disbursements of Key Programs / Projects**  
**As of September 30, 2015**

*(in Thousand Pesos)*

**REGION/BUREAU: MINES AND GEOSCIENCES BUREAU - CORDILLERA ADMINISTRATIVA**  
**I. EXPENDITURES**

Key Programs/Projects	Actual Disbursements			
		January	February	March
<b>Current Appropriations</b>				
▣ Geohazard Mapping Programs (MGB)	2,154.00	16	161	331
▣ Groundwater (MGB)				
<b>FY 2015 Current Appropriations</b>				
▣ Geohazard Mapping Programs (MGB)	2,154.00	16	161	331
▣ Groundwater (MGB)				
<b>FY 2014 Continuing Appropriations</b>				
▣ Geohazard Mapping Programs (MGB)	-			

## ADMINISTRATIVE REGION

CORDILLERA ADMINISTRATIVE REGION						
April	May	June	July	August	September	TOTAL
12	237	559	28	117	693	2,154
12	237	559	28	117	693	2,154
-						-