

A. Obligation (in thousand Pesos)

Period Covered	Allotment	Obligated	Unobligated	Obligation Rate (%)
As of October 31	38,884	26,387	12,497	67.86%

SOURCES :

OF WHICH :

• National Greening Program	-	-	-	#DIV/0!
Grassroot Participatory Budgeting (GPB)	-	-	-	#DIV/0!
• Forest Protection	-	-	-	#DIV/0!
• Watershed Management	-	-	-	#DIV/0!
• Cadastral Survey	-	-	-	#DIV/0!
• Comprehensive Agrarian Reform Program (CARP)	-	-	-	#DIV/0!
• Establishment of Network of Protected Biodiversity Areas	-	-	-	#DIV/0!
• Operation Plan for Manila Bay Coastal Mgt.	-	-	-	#DIV/0!
• Settlement of Obligations for the non-power component of San Roque Multi -Purpose Project payable to PSALM	-	-	-	#DIV/0!
• Foreign Assisted Projects (FAPs)	-	-	-	#DIV/0!
• Clean Air Program (EMB)	-	-	-	#DIV/0!
• Clean Water Program (EMB)	-	-	-	#DIV/0!
• Solid Waste Management Program (EMB)	-	-	-	#DIV/0!
• Geohazard Mapping Programs (MGB)	2,440	2,240	200.00	0.918032787
• Provision of Mapping Services (NAMRIA)	-	-	-	#DIV/0!

B. NCA to Obligation (in thousand Pesos)

Period Covered	FY 2014 Appropriation	Obligated	NCA Releases	NCA to Obligation Ratio
As of November 19	30,292	26,387	#REF!	#REF!

SOURCES :

C. NCA Utilization (in thousand Pesos)




Period Covered	NCA Releases	NCA Utilized	Utilization Ratio (%)	Status of Utilization
As of 31, January	#REF!	#REF!	#REF!	
As of 28, February	#REF!	#REF!	#REF!	
As of 31, March	#REF!	#REF!	#REF!	
As of 30, April	#REF!	#REF!	#REF!	
As of 31, May	#REF!	#REF!	#REF!	
As of 30, June	#REF!	#REF!	#REF!	
As of 31, July	#REF!	#REF!	#REF!	
As of 31, August	#REF!	#REF!	#REF!	
As of 30, September	#REF!	#REF!	#REF!	
As of 31, October	#REF!	#REF!	#REF!	
As of 30, November	#REF!	#REF!	#REF!	
As of 31, December	#REF!	#REF!	#REF!	

Key Programs	Obligation	Disbursement	Utilization Ratio (%)
• National Greening Program	-	#REF!	#REF!
Grassroot Participatory Budgeting (GPB)	-	#REF!	#REF!
• Forest Protection	-	#REF!	#REF!
• Watershed Management	-	#REF!	#REF!
• Cadastral Survey	-	#REF!	#REF!
• Comprehensive Agrarian Reform Program (CARP)	-	#REF!	#REF!
• Establishment of Network of Protected Biodiversity Areas	-	#REF!	#REF!
• Operation Plan for Manila Bay Coastal Mgt.	-	#REF!	#REF!
• Settlement of Obligations for the non-power component of San Roque Multi -Purpose Project payable to PSALM	-	#REF!	#REF!
• Foreign Assisted Projects (FAPs)	-	#REF!	#REF!
• Clean Air Program (EMB)	-	#REF!	#REF!
• Clean Water Program (EMB)	-	#REF!	#REF!
• Solid Waste Management Program (EMB)	-	#REF!	#REF!
• Geohazard Mapping Programs (MGB)	2,240	#REF!	#REF!
• Provision of Mapping Services (NAMRIA)	-	#REF!	#REF!

I. BUDGET SUMMARY (in Php, thousand)

FY 2014 ADJUSTED APPROPRIATION as of November 12 (in thousand pesos)			36,595
1.	CONTINUING APPROPRIATION (CA)		-
	1.1	Allotment Releases in FY 2013	-
2.	CURRENT YEAR BUDGET		36,595
	2.1	Agency -Specific Budget	35,081
	2.1.1	Personnel Services (PS)	20,781
	2.1.2	Maintenance and Other Operating Expenses (MOOE)	9,300
	2.1.3	Capital Outlays (CO)	5,000
	2.2	Others	1,514
	2.2.1	Special Purpose Funds (SPF)	1,514
	2.2.2	Automatic Appropriations (AA)	-

III. DISBURSEMENT PERFORMANCE

TOTAL 2014 Appropriation	Php	30,292
 Total Disbursement as of November 12, 2014	Php	#REF!
 Total Unutilized Amount as of November 12, 2014	Php	#REF!
 Total Remaining Unreleased Appropriation	Php	(8,592)

Department of Education
Annual Report 2014

Table 1: Financial Summary

Category	2014	2013	2012	2011	2010	2009	2008	2007	2006	2005	2004	2003	2002	2001	2000
Revenue															
Government Grants	1,234,567	1,123,456	1,012,345	901,234	890,123	789,012	678,901	567,890	456,789	345,678	234,567	123,456	112,345	101,234	90,123
Other Revenue	123,456	112,345	101,234	90,123	89,012	78,901	67,890	56,789	45,678	34,567	23,456	12,345	11,234	10,123	9,012
Expenditure															
Salaries and Wages	890,123	801,234	712,345	623,456	534,567	445,678	356,789	267,890	178,901	89,012	0	0	0	0	0
Materials and Supplies	123,456	112,345	101,234	90,123	89,012	78,901	67,890	56,789	45,678	34,567	23,456	12,345	11,234	10,123	9,012
Capital Expenditure	212,345	201,234	190,123	179,012	168,901	157,890	146,789	135,678	124,567	113,456	102,345	91,234	80,123	69,012	58,901
Other Expenditure	101,234	90,123	79,012	68,901	57,890	46,789	35,678	24,567	13,456	2,345	1,234	1,123	1,012	901	890
Net Result															
Surplus	345,678	332,123	319,012	306,901	294,890	282,789	270,678	258,567	246,456	234,345	222,234	210,123	198,012	185,901	173,890
Deficit	(123,456)	(112,345)	(101,234)	(90,123)	(89,012)	(78,901)	(67,890)	(56,789)	(45,678)	(34,567)	(23,456)	(12,345)	(11,234)	(10,123)	(9,012)
Balance															
Opening Balance	100,000	100,000	100,000	100,000	100,000	100,000	100,000	100,000	100,000	100,000	100,000	100,000	100,000	100,000	100,000
Closing Balance	422,123	432,123	429,012	426,901	424,890	422,789	420,678	418,567	416,456	414,345	412,234	410,123	408,012	405,901	403,890

Department of Environment and Natural Resources
Financial Monitoring Report - Disbursements
As of October 28, 2015

ALL FUNDS

(in Thousand Pesos)

REGION/BUREAU: MINES AND GEOSCIENCES BUREAU - CORDILLERA ADMINISTRATIVE REGION

I. EXPENDITURES

FUND SOURCE	FY 2015 CASH PROGRAM	MONTHLY DISBURSEMENT AUTHORITIES RECEIVED/ISSUED		MONTHLY ACTUAL DISBURSEMENTS		DISBURSEMENT RATE (%)	ACTUAL DISBURSEMENTS As of October 28, 2015				DISBURSEMENT RATE (%)
	FULL YEAR	October	As of October 28, 2015	October	Total		PS	MOOE	CO	TOTAL	
Notice of Cash Allocation (NCA) for:											
FY 2015 CURRENT YEAR	28,575	3,427	24,375	1,438	23,717	97%	17,179	6,538	-	23,717	97%
Agency Specific Budget-ABM	26,561	3,259	22,695	1,438	23,079	102%	14,079	6,538	-	20,617	91%
Regular - Fund 101	26,561	3,259	22,695		18,408	81%	14,079	6,538	-	20,617	91%
PS	19,439	1,456	15,710	793	14,079	90%	14,079			14,079	90%
MOOE	7,122	1,803	6,781	489	6,538	96%		6,538		6,538	96%
Comprehensive Agrarian Reform Program (CARP)			-		-	#DIV/0!				-	#DIV/0!
Special Purpose Fund (Other Releases)			-		-	#DIV/0!				-	#DIV/0!
Pension & Gratuity Fund			204		204	100%	204			204	100%
Int'l. Commitment Fund (ICF)			-		-	#DIV/0!				-	#DIV/0!
MPBF PBB and PEI			1,310		1,310	100%	1,310			1,310	100%
Automatic Appropriation - RLIP	2,014	168	1,680	156	1,586	94%	1,586			1,586	94%
Foreign Assisted Projects (FAPs) - Fund 102	-	-	-	-	-	#DIV/0!	-	-	-	-	#DIV/0!
Fund 102 - GOP	-	-	-	-	-	#DIV/0!	-	-	-	-	#DIV/0!
INREMP			-		-	#DIV/0!				-	#DIV/0!
FMP			-		-	#DIV/0!				-	#DIV/0!
CBFMMP			-		-	#DIV/0!				-	#DIV/0!
ICRMP			-		-	#DIV/0!				-	#DIV/0!
LAMP2			-		-	#DIV/0!				-	#DIV/0!
Fund 102 - LP	-	-	-	-	-	#DIV/0!	-	-	-	-	#DIV/0!
INREMP			-		-	#DIV/0!				-	#DIV/0!
FMP			-		-	#DIV/0!				-	#DIV/0!
CBFMMP			-		-	#DIV/0!				-	#DIV/0!
ICRMP			-		-	#DIV/0!				-	#DIV/0!
LAMP2			-		-	#DIV/0!				-	#DIV/0!
Fund 171 - Grants	-	-	-	-	-	#DIV/0!	-	-	-	-	#DIV/0!
ICRMP			-		-	#DIV/0!				-	#DIV/0!
PhilCCAP			-		-	#DIV/0!				-	#DIV/0!
PCEEP			-		-	#DIV/0!				-	#DIV/0!
CBFMMP			-		-	#DIV/0!				-	#DIV/0!
IPOP			-		-	#DIV/0!				-	#DIV/0!

FUND SOURCE	FY 2015 CASH PROGRAM	MONTHLY DISBURSEMENT AUTHORITIES RECEIVED/ISSUED		MONTHLY ACTUAL DISBURSEMENTS		DISBURSEMENT RATE (%)	ACTUAL DISBURSEMENTS As of October 28, 2015				DISBURSEMENT RATE (%)
	FULL YEAR	October	As of October 28, 2015	October	Total		PS	MOOE	CO	TOTAL	
Fund 401 - IPAF			-		-	#DIV/0!				-	#DIV/0!
Fund 151 - WF			-		-	#DIV/0!			-	-	#DIV/0!
			-		-	#DIV/0!				-	#DIV/0!
FY 2013 Continuing Appropriations:	-	-	-	-	-	#DIV/0!	-	-	-	-	#DIV/0!
			-		-	#DIV/0!				-	#DIV/0!
Accounts Payable		-	-	-	-	#DIV/0!	-	-	-	-	#DIV/0!
Fund 101			-		-	#DIV/0!				-	#DIV/0!
			-		-	#DIV/0!				-	#DIV/0!
			-		-	#DIV/0!				-	#DIV/0!
Fund 151			-		-	#DIV/0!		-	-	-	#DIV/0!
			-		-	#DIV/0!				-	#DIV/0!
			-		-	#DIV/0!				-	#DIV/0!
Non-Cash Availment Authority			-		-	#DIV/0!				-	#DIV/0!
			-		-	#DIV/0!				-	#DIV/0!
			-		-	#DIV/0!				-	#DIV/0!
Tax Remittance - Total	1,717	193	1,282	207	2,121	165%	1,903	218	-	2,121	165%
Tax Remittance - Fund 101	1,717	193	1,282	207	2,121	165%	1,903	218	-	2,121	165%
Current Program	1,717	193	1,282	207	2,121	165%	1,903	218		2,121	165%
			-		-	#DIV/0!				-	#DIV/0!
Accounts Payable			-		-	#DIV/0!	-			-	#DIV/0!
			-		-	#DIV/0!				-	#DIV/0!
Continuing Appropriations			-		-	#DIV/0!		-	-	-	#DIV/0!
			-		-	#DIV/0!				-	#DIV/0!
Tax Remittance - Fund 102	-	-	-	-	-	#DIV/0!	-	-	-	-	#DIV/0!
Current Program			-		-	#DIV/0!				-	#DIV/0!
Accounts Payable			-		-	#DIV/0!				-	#DIV/0!
Continuing Appropriations			-		-	#DIV/0!				-	#DIV/0!
			-		-	#DIV/0!				-	#DIV/0!
GRAND TOTAL	30,292	3,620	25,657	1,645	25,838	101%	19,082	6,756	-	25,838	101%

Department of Environment and Natural Resources
Financial Monitoring Report - Disbursements of Key Programs / Projects
As of October 28, 2015
(in Thousand Pesos)

REGION/BUREAU: MINES AND GEOSCIENCES BUREAU - CORDILLERA ADMINISTRATIVE REGION
I. EXPENDITURES

Key Programs/Projects	Actual Disbursements	CORDILLERA ADMINISTRATIVE REGION										
		January	February	March	April	May	June	July	August	September	October	TOTAL
Current Appropriations												
■ Geohazard Mapping Programs (MGB)	2,240.00	16	161	331	12	237	559	28	117	693	86	2,240
■ Groundwater (MGB)												
FY 2015 Current Appropriations												
■ Geohazard Mapping Programs (MGB)	2,240.00	16	161	331	12	237	559	28	117	693	86	2,240
■ Groundwater (MGB)												
FY 2014 Continuing Appropriations												
■ Geohazard Mapping Programs (MGB)	-				-							-